

MAHINDRA PIK-UP FEATURES & SPECIFICATIONS

PIK-UP WITH TUB	DC 4WD
GVW (kg)	3150
Kerb (kg)	2155
Overall Length (mm)	5175
Overall Height (mm)	1915
Overall Width (mm)	1820
Tub Dimensions (mm)	1489 X 1520
Angles	Approach 34° / Departure 15° / Breakover 18°
Fuel Consumption <sup>^</sup>	8.8
Payload (kg)	995

Note: Single Cab with factory fitted tub available on special order

PIK-UP CAB CHASSIS	DC 4WD	SC 2WD	SC 4WD
GVW	3150		
Kerb (Kg)	2015	1755	1855
Overall Length (mm)	5175		
Overall Height (mm)	1915	1860	
Overall Width (mm)	1820		
Fuel Consumption^	8.8	8.5	8.6
Expected tray weight	207	260	260
Payload (kgs)	928	1135	1035

SAFETY	
Dual Front Air-Bags	✓
ESP - ABS	✓
Reverse Camera (S10+ Only)	✓
Collapsible Steering Column	✓
Crash Protection Crumple Zones	✓
Fire Retardant Upholstery	✓
Central Locking with Remote Control And Alarm	Yes - Remote with flip key

Engine	mHAWK CRDe
Emission	Euro V
Type	Intercooled Turbo Common Rail Diesel
Cubic Capacity	2.2 L, 4 Cylinder
Power	103 kW @ 3750 rpm
Torque	320Nm @ 1500-2800rpm
Transmission	6 Speed Manual
Transfer Case	Borg Warner - Electric Shift (4WD only)
Brakes	
Front	Front Disc & Caliper type, Twinpod & Tandem Booster
Rear	Drum type
Braked Towing Capacity	2.5 Tonnes
Suspension	
Front	2WD - Independent, double wishbone type with anti-roll bar
Rear	4WD - Independent, torsion bar type Leaf spring
Turning Circle Radius	6.7 mtrs
Ground Clearance (min)	210 mm
Fuel Tank Capacity	80 litres
Seating (including driver)	Double Cab - 5 seater Single Cab - 2 seater
Tyres	P245/75 R16, Radial Tubeless

PIK-UP COLOURS



THE NEXT GENERATION


Mahindra  
PIK-UP

www.mahindra.co.nz

Premium Distributors Limited  
178-190, Cavendish Drive, Papatoetoe  
Auckland 2104  
Toll Free Number: 0800 282 726  
Email: sales@mahindra.co.nz

All features and colours mentioned are not available on all models. • Accessories shown are not part of standard equipment. • Performance figures may differ in conditions other than test conditions. • Vehicle body colour and interiors may differ from the printed photographs. • In view of our policy of continuously improving our products, we reserve the right to alter specifications or designs without prior notice and without liability. • Please check model details with our nearest dealer. ^Vehicle tested in accordance with ADR81/02. Actual fuel consumption and CO2 emission depend on factors such as traffic conditions, vehicle condition and how you drive. \*Terms & Conditions apply, please see our website www.mahindra.co.nz for details.

Dealer Details:





THE NEXT GENERATION

Mahindra  
PIK-UP

#beatyourexpectations

A Fresh New Look While Maintaining  
A Tough Signature Stance



75 Mahindra  
Rise.



## Shaping Industries Transforming Lives

We are shaping what the future looks like. Today, our operations in key industries form the foundation of every modern economy.

**11 Sectors | 22 Industries | 150+ Companies**

**US\$ 20.7 BN** Group.

Business presence in **100+ countries**.

**49% revenue** from **outside India**.

**250,000+** Employees.

**R&D facilities** across **13 Countries**.

**63 manufacturing facilities**, Globally.

### Many Companies **One Purpose**

# Rise.

We are a federation of Companies bound by this purpose. Inspired by it, and our legacy & values, we aim to positively impact our stakeholders, communities and the world at large.



**OUR GLOBAL FOOTPRINT**



# #beatyour**expectations**



## **4x4 S6 Single Cab**

- Bluetooth and Cruise Control Standard
- Eaton Diff Lock Standard
- BorgWarner Low Range Transfer Case
- Driver Side Seat Height Adjustment
- 210mm Ground Clearance (minimum)
- Fully Sealed Wheel Bearings (Rear Axle)
- Ladder Frame Chassis with Genuine 1 Tonne Payload
- 2.5 Tonne Braked Towing



\*Accessories shown in the picture are not part of standard fitment



With new signature front grille that enhances a tough stance, contemporary static bending headlamps to light up those dark alleys on a turn and smart interiors, the New Generation Pik-Up comfortably takes both city and tough off-road tracks in its stride. The sturdy and heavy duty ladder frame chassis can carry a payload of up to 1095 kgs with a 2.5 tonnes braked towing capacity.

The 103 KW, 2.2 Litre common rail intercooled turbo diesel engine produces a peak torque of 320 Nm. With a robust design in collaboration with AVL Austria and backed by Bosch Engine Management system, the mHawk engine provides proven reliability and unrivalled fuel efficiency. The engine valve train is driven by a twin timing chain system, so there are no expensive belts to replace under maintenance. The 6 speed smooth shift manual gearbox with Dana Spicer axles and Eaton self-locking differential adds to the driving pleasure both on city roads and tough off-road tracks.



**NEW HIGH RES TOUCH SCREEN\***  
The new 7" touchscreen control panel with inbuilt GPS navigation, fully automatic temperature control (FATC), REVERSE CAMERA, Bluetooth connectivity and provisions for USB and AUX wire



Powered by Mahindra's Legendary 2.2 Litre, 4-Cylinder mHAWK turbo-Diesel Engine.

**NEW CLEAR LENS DIRECTION INDICATOR LAMPS\***

**NEW CHROME PLATED GRILLE\***  
Newly designed chrome plated front grille, a Mahindra signature



**DRIVER INFORMATION SYSTEM\***  
Find out vital vehicle information such as gear position\*, distance covered, total mileage\*, temperature and much more at a single glance.



**NEW FLIP OUT KEY**  
Panic Button with Digital Immobiliser as Standard



**RAIN AND LIGHT SENSOR\***



**ESP WITH HILL HOLD & HILL DESCENT CONTROL**

\*S10 Only feature

## SPECIFICATION LEVELS

### FEATURES

**S10**

#### Wheels

**16" Alloys**

#### Audio Head Unit

**7" touch screen with Sat Nav, Reverse Camera and Bluetooth**

#### Factory Tub (Optional with Dual Cabs variant only)

**Remote Fuel Lid Release and Bolt able/ Removable Sports Bar**

#### Front Row Seating

**Fabric with Arm Rests and Drivers Side height adjustment**

#### Headlights

**S6+ Features + Automatic 'Dusk Sensing' Headlamps & Static Bending Lights**

#### Air Conditioning

**Fully Automatic Climate Control**

#### Driver Comfort

**Cruise Control and 'One Touch' Lane Change Indicator**

#### Turn Indicators

**Turn Indicators on ORVM**

#### Wipers

**S6+ Features + Rain Sensing Wiper Mode**

